



Communication Skills – September– 2023

“To have another language is to possess a second soul.” - Charlemagne

The key to meaningful dialogue is unlocking the power of Listening and Speaking. This month, various activities were carried out to foster Listening and Speaking amongst students.

Weekly New Word – Synonym - Antonym

Every week a new word along with its synonym and antonym is introduced grade wise. The definition of the unfamiliar word, its synonym and antonym is explained to the class and the students are encouraged to adapt the new words in their daily conversations which is beneficial in their vocabulary upgradation.

Message:

Dear Students, The word for this week is 'HOSTILE' which means unfriendly and dangerous. Synonym - Antagonistic Antonym - Friendly

Read Aloud

Students of Grade - 1 were encouraged to read short stories and sentences to build their reading skills.

Humorous Dialogue Delivery

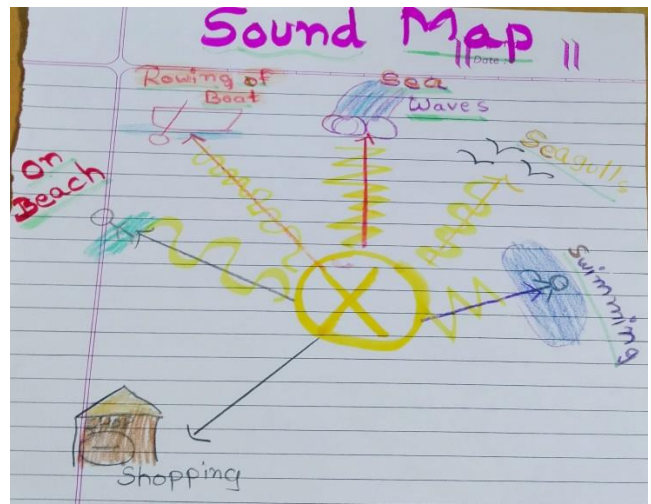
Continued from last month.

Mystery Object

Continued from last month.

Sound Map

Grade 4 & 5 practiced Active Listening with the Sound Map activity. In this engaging activity, students had to listen to different audio clips, guess the sound and draw a map based on it. This encourages students to think about how they perceive and represent sounds in the environment and be more observant.



Listen and Respond

Students of Grade 6 to 8 had to listen to podcasts and pass an object while listening. On pausing the audio, the student having the object had to answer a question based on the podcast. This activity promotes active listening in an exciting manner.



Listening and Speaking


Various Listening and Speaking activities were conducted from Grade 2 to 8 encouraging theme-based speaking and Active Listening.

Basic Conversations

Students of Classes II and III had to listen to audios on how basic conversations are done, and accordingly have a conversation in pairs on different topics.

Listen and Draw


Eighth graders did this interesting activity where they had to listen to an audio and draw based on the descriptions narrated. This helps in improving listening skills and fosters creativity and imagination.



Speaking

Students of Class II were taught pronunciation of different phrases which they had to practice speaking. Also, speaking was encouraged by spotting differences between two pictures and speaking five lines on it.

Different conversation starters were given to students of Classes III and V, from which they had to continue the conversation in groups.



For Grade 3, various words were written on the board which the students were taught to break and read, assisting in building their basic reading skills.