

Rise & Shine

Pre-primary Newsletter | August 31 to September 03, 2021




Bubbly Nursery

LANGUAGE SKILL

Introduction of letter 'K'

To introduce the letter 'K', first we taught them the pronunciation of the letter with the help of a phonetic rhyme. We showed them various real objects and flash cards with names starting with this letter. Students were asked to identify the objects and recall the first letter of the object. We taught them to write uppercase and lowercase letter 'K' with the help of two fingers. We also did an activity to make a crown of king and decorate it. They enjoyed doing the activity.



Bubbly Nursery

Making Crown of King



Bubbly Nursery

NUMBER READINESS

Matching Numbers to Objects

This week we did a recap of number "1 to 4". For this purpose we did an activity 'matching numbers on flash cards with the number of real life objects'. Children themselves wrote numbers on flash cards and arranged similar number of objects (fruits or vegetables) from their household. They enjoyed doing the activity and learnt the concept well.



Bubbly Nursery

Matching Numbers to Objects

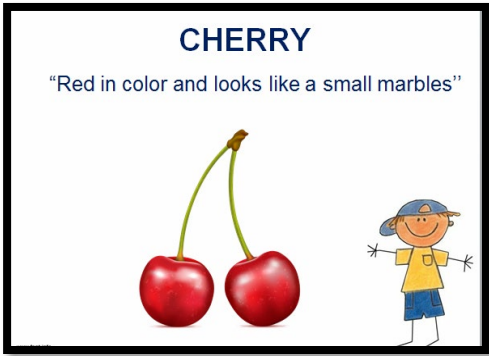


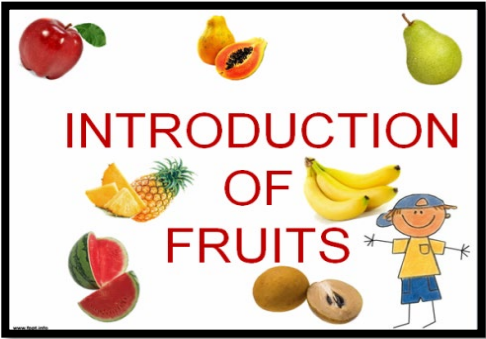


Bubbly Nursery

CONCEPT

Grapes, cherries and bananas

This week, we taught the children about different types of fruits. We taught them about common fruits like grapes, cherries, and bananas. We explained them how these fruits look and grow. The concept was made easy with the help of a PPT and some videos. The children enjoyed the session and co-operated with their parents and teachers.




Toddler's Dictionary

Pomegranate	Custard apple	Strawberry
Plum	Peach	Grapes
Cherries	Banana	Raisin

Bubbly Nursery

Fancy Dress



Bubbly Nursery

Fancy Dress




Fruit Salad



Bubbly Nursery

Fruit Salad

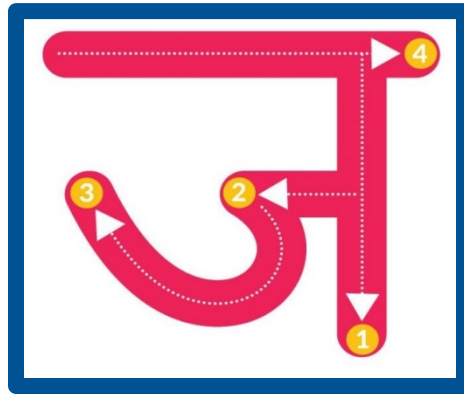


Bubbly Nursery

ihndi

‘ja’ vaNa- kxa paircaya

iSaiXakxa Wara ivaVaiqa-yaaOM kxao kxXaa maoM ‘ja’ sao jaMgala
baukx kxl kxhanal kxao calaica~a kox maaQyama sao idKaayaa
gayaa | evama\ ‘ja’ vaNa- kxa maaOiKakx AByaasa kxrvaayaa gayaa
ijasakox Antaga-ta ‘ja’ vaNa- sao sambaMiQata kx[- pa`kxar ko
Sabd jaOsao – jahaja, jaMgala, jaaokxr, jaadUgar, Aaid SabdaoM kxl








Jovial Jr. KG




LANGUAGE SKILLS

Write the Beginning Letter

In this week we introduced a new activity of finding the beginning letters to our Jr. KG students. In their class extension book, names of the creepy crawlies were given where only the beginning letter was missing. With the help of the picture and phonic sound, the teacher made students recognize the beginning letter of the given word. All kids participated in the activity and enjoyed doing it.



Jovial Jr. KG

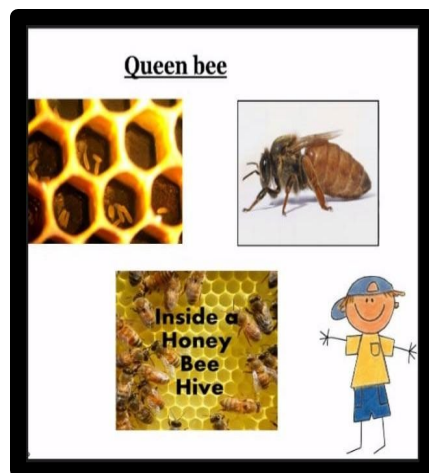
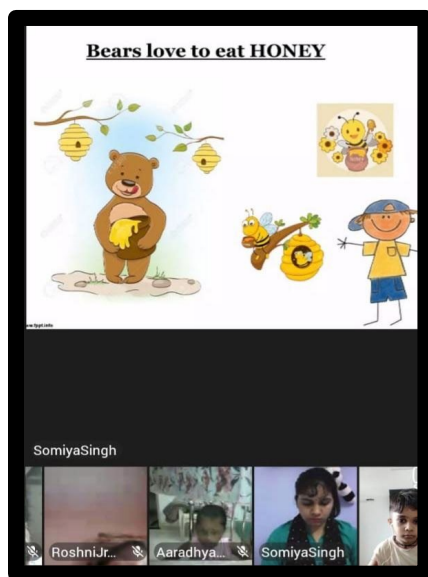


Jovial Jr. KG

CONCEPT

The Bees



In this week we taught our students about bees. With the help of a ppt we explained them about the different kinds of work a bee performs. We showed them the step by step process of making beehive through the pictures related to the concept and also explained the parts and colour of the bee. Our tiny tots enjoyed the ppt and also shared their experience about the bees which they have seen around.



Toddlers Dictionary

Beehive	Stinger	Drone
Beetle	Queen bee	Nectar
Buzzing	Abdomen	Thorax

Jovial Jr. KG



Jovial Jr. KG

Butterfly Mask



Jovial Jr. KG



Jovial Jr. KG








Jovial Jr. KG








NUMBER READINESS

Fill in the Missing Numbers





This week in number readiness, the teachers introduced an activity called “Fill in the Missing Numbers”. With the help of a slate, teacher explained the concept of missing numbers. Our tiny tots also solved a worksheet related to the concept and were actively engaged in this game by giving answers to their teacher.



Jovial Jr. KG


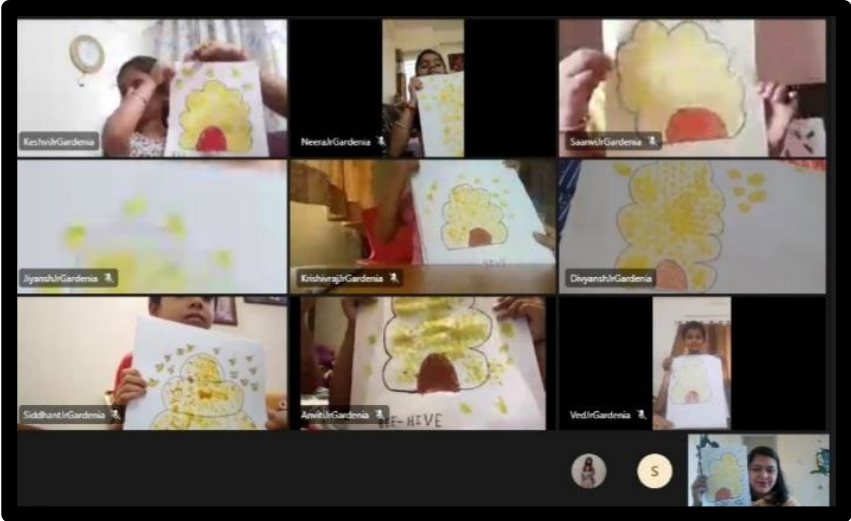


Jovial Jr. KG



Jovial Jr. KG


Beehive - House Making for Bees



Jovial Jr. KG


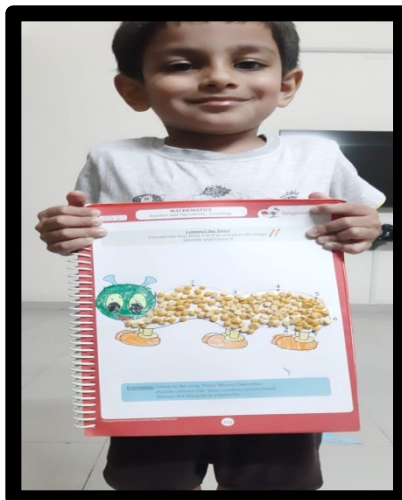





Jovial Jr. KG







Jovial Jr. KG

Activity - Making Worm with Pulses



Jovial Jr. KG

Let's Move Like Creepy Crawlies

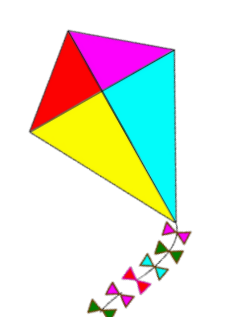

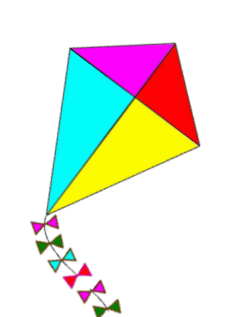








Jovial Jr. KG

ihndi

‘pa’ vaNa- kxa paicaya

iSaiXakxa Wara ivaVaiqa-yaaOM kxao kxXaa maoM ‘pa’ vaNa- kxa paicaya pal.pal.TI. ko maaQyama sao kxrvaayaa gayaa ijasakox Antaga-ta ‘pa’ vaNa- sao sambaMiQata kx[- pa`kxar ko Sabd jaOsao – pataMga, pahaD, paMKaa, pattaa, papaltaa, parl, pacaasa Aaid Sabdao kxl jaanakxarl dl ga[- | ivaVaiqa-yaaOM nao vaNaao- kxl

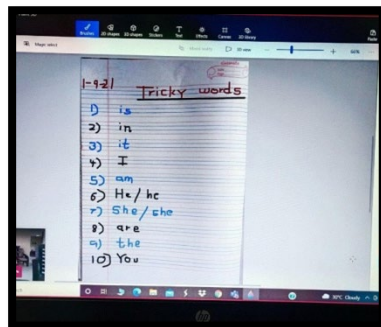





Dazzling Sr. KG

LANGUAGE SKILL

Tricky Words

To enhance the reading skills of our tiny-tots, this week we introduced tricky words to them. Words become **'tricky'** when they can't be pronounced using normal phonic methods. They must be recognized as a whole word. We introduced students with some tricky words like I, he, she, is, it etc. They repeated the words along with the teacher and also wrote in their English notebooks.



Toddler's Dictionary

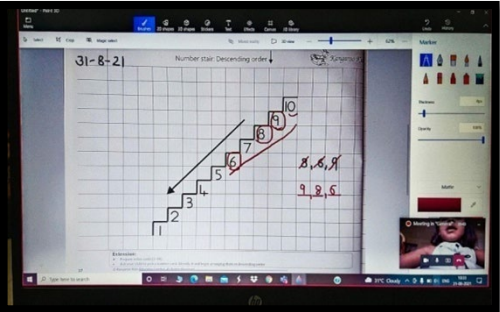
United Kingdom	Sixteen	Big Ben
France	Paris	Pound
Germany	Eiffel Tower	Tower Bridge

Dazzling Sr. KG

MATH

Descending Order

This week in number readiness, we introduced "Descending Order". The concept was explained using different objects and arranging them from biggest to smallest. Number staircase was used to arrange numbers in descending order. It is a very important mathematical skill and children understood the concept well. They also solved a worksheet in their number book.



Arrange the numbers in descending order




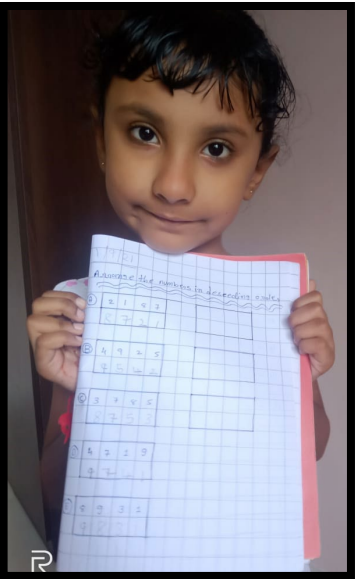
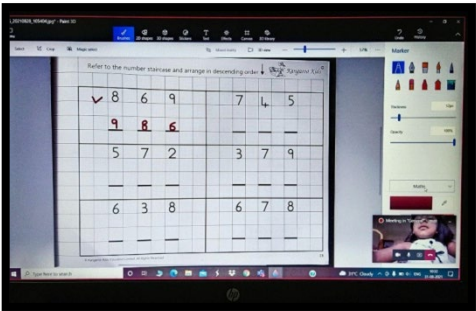
A) 2 1 8 7

B) 4 9 2 5

C) 3 7 8 5

D) 4 7 1 9

E) 8 9 3 1



Dazzling Sr. KG

CONCEPT

United Kingdom

We all are on a trip to around the world, visiting different continents and countries. This week we started with a new continent "Europe" and explored United Kingdom, France and Germany. We learnt about their culture, physical features and different landmarks. PPTs and different videos were shown to make the session interesting.

Queen Elizabeth II



Buckingham Palace




Big Ben



Paris - Capital of France



The Louvre by night



Eiffel Tower



FIFA Football World Cup 2014
Winner: Germany








Neuschwanstein Castle in Winter







Dazzling Sr. KG






Magical Painting



Dazzling Sr. KG




Dazzling Sr. KG




Dazzling Sr. KG


Photo Frame Activity



Dazzling Sr. KG



Dazzling Sr. KG

















Dazzling Sr. KG
















ihndI

caar AXar vaalao Sabd

iSaiXakxa Wara ivaVaiqa-yaaOM kxao [sa saptaah kxXaa maoM caar AXar vaalao SabdaoM kxa paircaya idyaa gayaa | ijasako Antaga-ta dao AXar maoM dao AXar kxao jaaoDkxr caar AXar vaalao Sabd jaOsao qar+masa = qarmasa eOsao kx[- SabdaoM kxI jaanakxarl dI ga[- evama\ ivaVaiqa-yaaOM nao SabdaoM kxa ilaiKata va maaOiKak AByaasa ikxyaa |



Dazzling Sr. KG





Thank you

Parents are most cordially invited to share their talents among students. Kindly contact the Coordinator for the same.

Contact: **Kamran Khavra** 9879600030