



Adani Public School, Mundra

Rise & Shine

Pre-primary Newsletter | September 06 to 11, 2021




Bubbly Nursery

LANGUAGE SKILL

Introduction of Letter 'L I'

This week the Nursery kids were introduced to the letter "L I". First, we taught them the pronunciation of it with the help of a phonetic rhyme. We showed them various real objects and flash cards with the names starting with this letter. Students were asked to identify the objects and recall the first letter of the name of the object. They were also taught to write the uppercase and lowercase of the letter 'L I' with the help of two fingers and in four lines.



Bubbly Nursery

Letter 'L I'



Bubbly Nursery

NUMBER READINESS

Revision of numbers 1 to 4

This week in maths, our tiny tots revised the concept of numbers. We made them write the numbers in right manner by using the iKan kit. We made them write the numbers with crayons. They took the help of iKan kit to do the activity. The children followed the instructions and completed the activity enthusiastically.



1



2




3



4

Bubbly Nursery



Bubbly Nursery

CONCEPT

Car

This week, we taught the children about different types of vehicles. We taught them about common terms like traffic signal, traffic police, zebra crossing etc. We explained them different parts of a car like car boot, seats, etc. We also taught them some traffic rules. The concept was made easy with the help of a PPT and some videos. The children enjoyed the session and co-operated with their parents and teachers.

Start :- Vroom, Vroom...Beep, beep...



Boot of the car



Windshield- It is made out of glass.



Steering wheel



Toddler's Dictionary

zebra crossing	footpath	mechanic
garage	driving license	wind shield
ladybug	traffic signal	steering


Bubbly Nursery

Car Wash



Bubbly Nursery

Zebra Crossing



Bubbly Nursery

Heavy and light



Bubbly Nursery

iKan kit (Car)



Bubbly Nursery

Traffic Signal



Bubbly Nursery

Orange day




Bubbly Nursery

हिन्दी

‘ज’ वर्ण का अभ्यास

शिक्षिका द्वारा विद्यार्थियों को कक्षा में **ज वर्ण का परिचय** पी.पी.टी. के माध्यम से करवाया गया जिसके अन्तर्गत ज वर्ण से सम्बंधित कई प्रकार के शब्द जैसे – जंगल, जूता, जोकर, जहाज, जादूगर आदि शब्दों की जानकारी दी गई। विद्यार्थियों ने वर्णों की पहचान की तथा ज वर्ण का मौखिक अभ्यास किया। एवम् विद्यार्थियों को कार्यकलाप में कागज के माध्यम से ज से जोकर बनवाया गया।



Jovial Jr. KG



LANGUAGE SKILLS

Write Missing Letters

In this week our Jr.KG kids enjoyed an activity called Missing letters. With the help of a slate the teachers first revised A to Z to the kids after that played a game with the kids by writing A to Z in her slate with some missing letters in between of the alphabets. All the children enjoyed the game by guessing the missing letters with their teachers and also wrote the letters on their slate.



Jovial Jr. KG




Jovial Jr. KG

CONCEPT

Festivals And Celebration

This week we introduced new theme “Festivals And Celebrations” to our students. According to the theme we told them about different festivals of India and their importance. The teachers discussed with the students about the names of the popular festivals of India and how they are celebrated.



Toddlers Dictionary



entomologist	spinneret	Onam
bull fight	bonfire	spring season
Easter	occasion	marshmallow

Jovial Jr. KG


NUMBER READINESS

Ordinal Numbers (1st To 10th)




This week in number readiness, we gave an introduction of ordinal numbers from 1st to 10th to our students. The teachers discussed the different position of the objects and informed that ordinal numbers are used to show the position like first, second, third, fourth and so on. With the help of a ppt and worksheet the concept was made easy to understand.



Jovial Jr. KG




Jovial Jr. KG




Jovial Jr. KG

Origami Animals





Jovial Jr. KG


Ganpati Making



Jovial Jr. KG



Jovial Jr. KG




Jovial Jr. KG

हिन्दी

‘ब’ वर्ण का परिचय

शिक्षिका द्वारा विद्यार्थियों को कक्षा में ‘ब’ वर्ण का परिचय पी.पी.टी. के माध्यम से करवाया गया जिसके अन्तर्गत ‘ब’ वर्ण से सम्बंधित कई प्रकार के शब्द जैसे — बतख, बहन, बंदर, बादल, बकरी, बीज, बस, बच्चा आदि शब्दों की जानकारी दी गई। विद्यार्थियों ने वर्णों की पहचान की तथा लिखित व मौखिक अभ्यास किया एवम् शिक्षिका द्वारा कार्यकलाप के अन्तर्गत कागज के माध्यम से ‘ब’ से बतख बनवाया गया।




Dazzling Sr. KG

LANGUAGE SKILL

Missing Vowels

As students of Sr. KG are now well aware of vowels, this week in language skill, we gave some practice of vowels in writing form through a worksheet. The students had to see the picture and complete the word using an appropriate vowel. They did this worksheet in their English notebooks.



Toddler's Dictionary




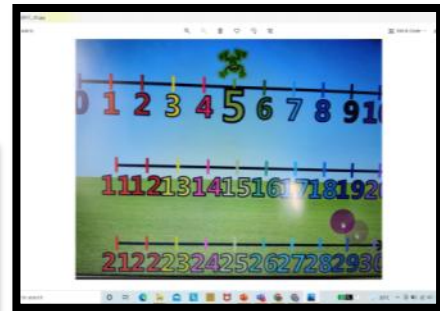
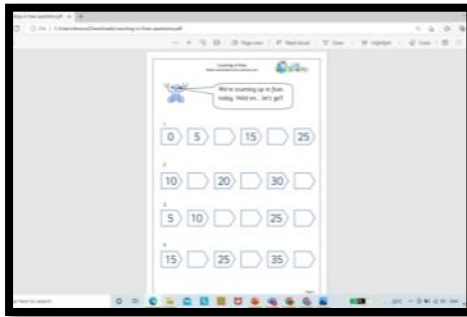
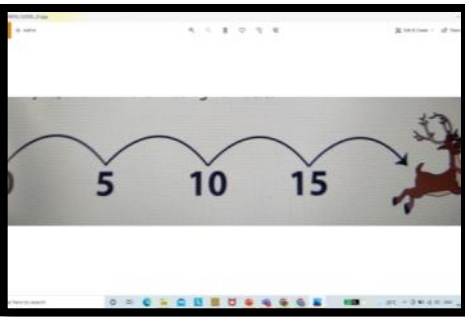
Italy	colosseum	Gondola
canals	Rome	pasta
telescope	water taxi	Mount Etna

Dazzling Sr. KG

MATH

Skip Counting by 5

In math, skip counting can be defined as the method of counting forward by numbers other than 1. This week in number readiness, we introduced "skip count by 5". To teach this concept to our little ones, we used a number line and showed them to skip 4 numbers and jump to the every 5th number. In this way they were explained that through skip count by 5 numbers, we get 5, 10, 15, 20 and so on. In class we gave some oral practice. Then the children drew number lines in their notebook and did some written practice as well.



Dazzling Sr. KG

CONCEPT

Italy

Nowadays, as per our theme we are roaming in Europe. This week we explored the country of Italy. We saw Venice, the city of canal, and met the inventor of Telescope Galileo who belonged to this beautiful country. Italy gifted the recipe of Pizza to the world. Also the first ice-cream was invented in Italy, it was called Gelato. Our little ones fell in love with this country. Our tiny tots learnt about pizza in their virtual class and they really enjoyed this fire less Italian dish. Moreover, PPTs and different videos were shown to make the session interesting.

Italy on the map of Europe



Colosseum



City of canals - Venice



Italian Cuisine - Pizza and Pasta



Risotto

Tiramisu



Gelato

Invention- Telescope



Leonardo da Vinci's work- 'Mona Lisa'



Volcanoes- Mount Etna and Stromboli





Dazzling Sr. KG

Pizza Activity




Dazzling Sr. KG



Dazzling Sr. KG



Dazzling Sr. KG



Dazzling Sr. KG














Dazzling Sr. KG

















हिन्दी

वाक्य बनाना



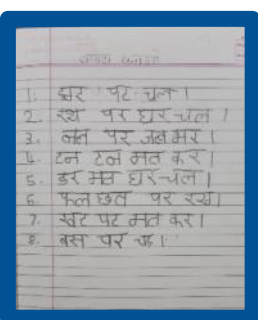







शिक्षिका द्वारा विद्यार्थियों को इस सप्ताह कक्षा में बिना मात्रा वाले शब्दों को जोड़कर वाक्य बनाना सिखाया गया। जिसके अन्तर्गत दो, तीन और चार अक्षरों वाले शब्दों को जोड़कर एक वाक्य बनाया गया। एवम् विद्यार्थियों ने वाक्यों का लिखित व मौखिक अभ्यास किया।



Dazzling Sr. KG



Dazzling Sr. KG





Thank you

Parents are most cordially invited to share their talents among students. Kindly contact the Coordinator for the same.

Contact: **Kamran Khavra** 9879600030